



# Lake Grove Homeowners Association

*C/O Lordon Management Company*

## Patio Fences Specifications Sheet

1. Must conform in appearance to the existing black wrought iron fencing at the front of the complex and around the pool/spa area
2. Must be steel with square tubing.
3. Color: Beige. Must match the entrance gate of the community.
4. With or without gate –gate must not be lock type.
5. Height: 4' + 2 inches.
6. Note: On view 2 & 2A – Owners choice to wall mounting.
7. Work must be contracted out to a professional iron working shop or welder who has insurance coverage.
8. Gate must include sound deadening device on the latch.
9. Estimate or bid needs to be included with the request for architectural approval.
10. Maintenance of the fence will be the homeowner's responsibility.

**\*\* Requests for approval to install fence must be obtained by Lake Grove Architectural Committee and/or Board of Directors prior to installing the fence.**

Please mail ARC application to:

Lake Grove Homeowners Association  
C/O Lordon Management  
1275 Center Court Drive  
Covina, CA 91724

---

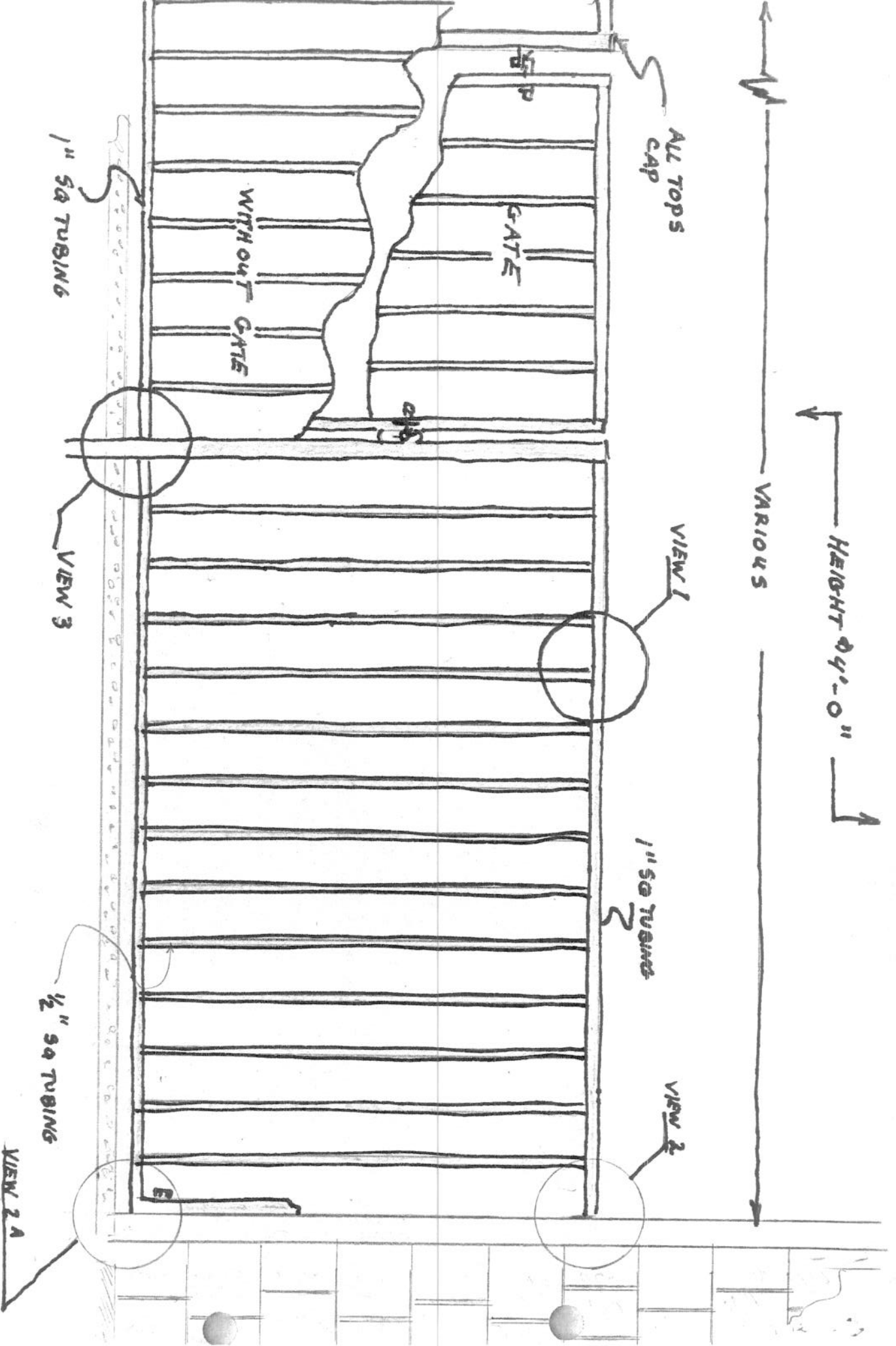

**Southern California's leading property management firm. Large enough to serve, small enough to care.**

Corporate Office  
1275 Center Court Dr.  
Covina, CA 91724  
(626) 967-7921

Orange County  
1772 E. 17<sup>th</sup> St., Ste. 204  
Tustin, CA 92780  
(714) 505-1444

Los Angeles / Ventura County  
31416 Agoura Rd., Ste. 105  
Westlake Village, CA 91361  
(818) 707-0200

Kern County  
5001 E. Commercecenter Dr., Ste. 205  
Bakersfield, CA 93309  
(661) 861-1772



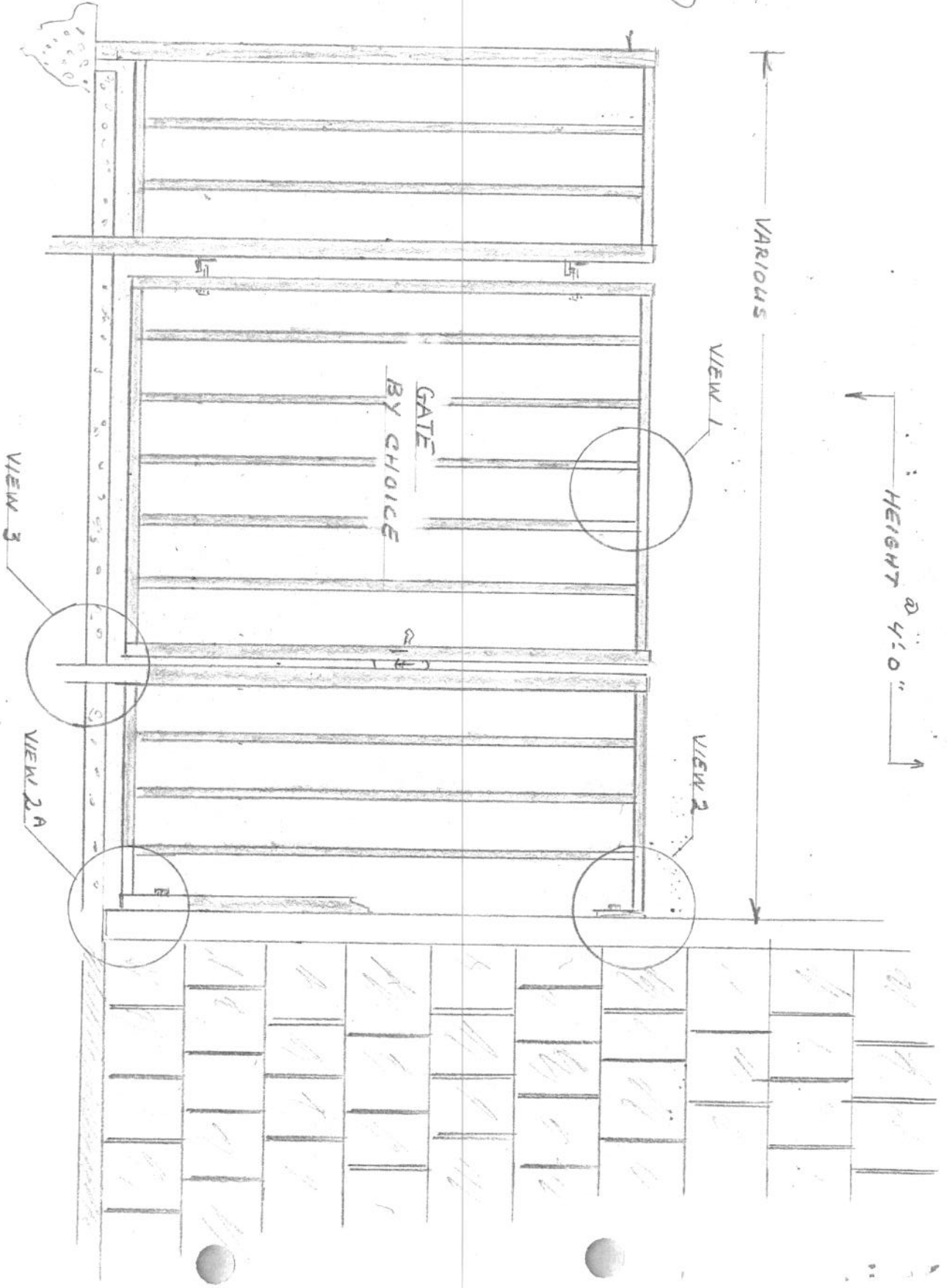
STRAIGHT RAILING PATIO

SCALE: 1" = 1'-0"

CORNER  
POST  
1 1/2" x 2"

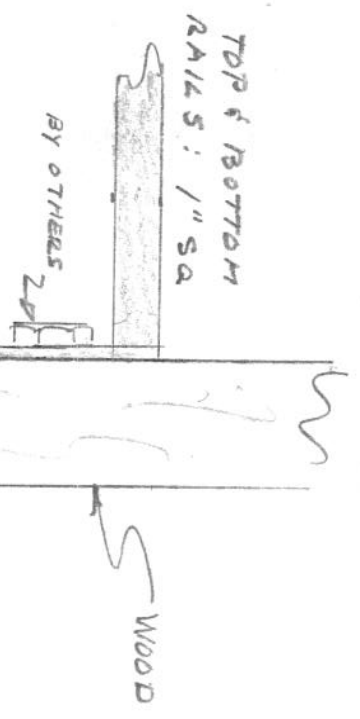

VARIOUS

HEIGHT @ 4'10"

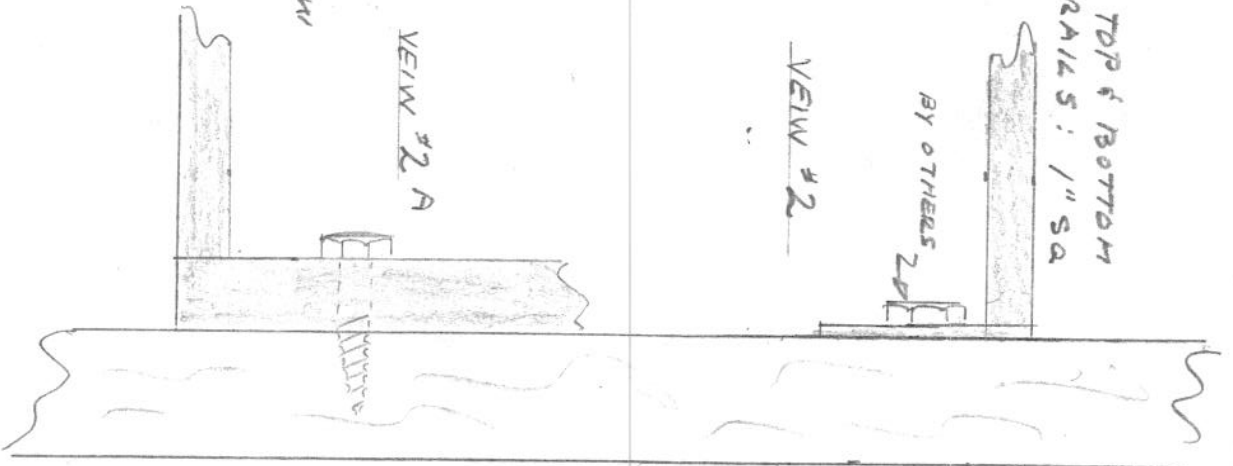
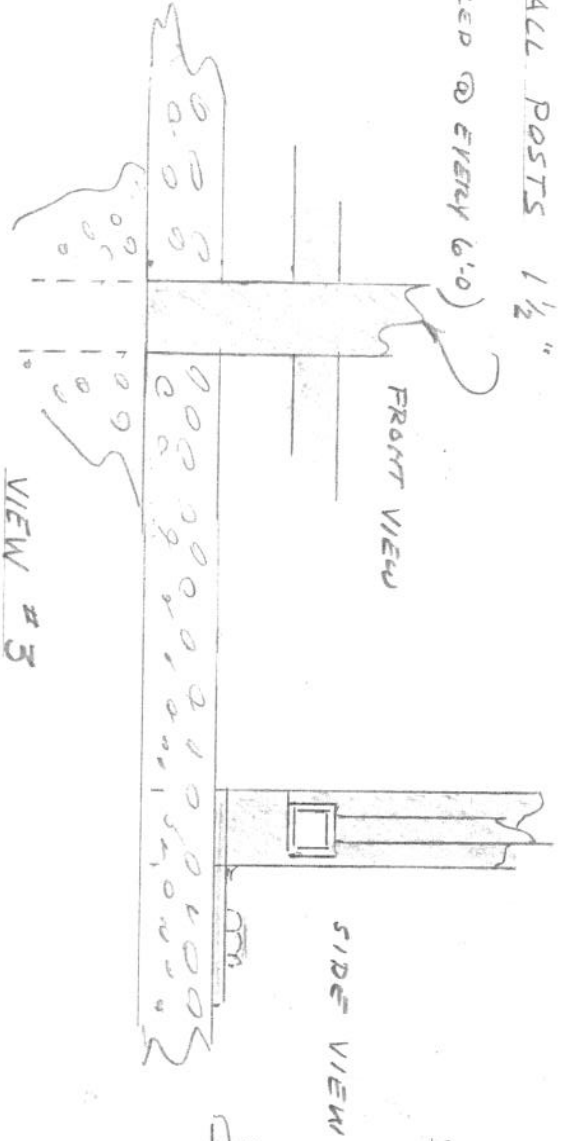


TWO SIDED PATIO

SCALE: 1" = 1'-0"



ALL POSTS 1 1/2"  
(SPACED @ EVERY 6'0")



(2 TYPES)

SCALE: 3" = 1'-0"